





Inspired by Quality

6.0 Crimping Terminals

6.1 Pre-Insulation Terminals, Connectors, Bootlace Ferrules and Brass Terminals

Pre-Insulation Terminals and Bootlace Ferrules Selection Guide	223-224
Pre-Insulation Terminals.....	225-236
Connectors	237
Bootlace Ferrules.....	238
Brass Terminals.....	239



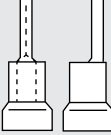



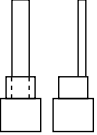
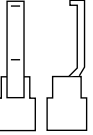
6.2 Lugs, Ferrules and Pin Terminals

Lugs - HT Heavy Duty	240-241
Ferrules - HT Heavy Duty	242
Lugs - HTB	243-244
Ferrules -HTB.....	245
Pin Terminals.....	246
Crimping Tips and Recommended Tools	246



Crimping Terminals


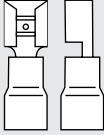
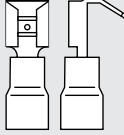




Pre-Insulated Terminals and Bootlace Ferrules Selection Guide

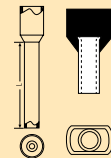
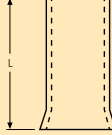





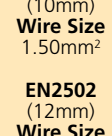







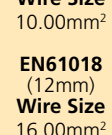






Wire Range mm ²	STUD (mm)	RING R(E)	SPADE S(E)	PIN P(E)	BUTT UT(E)	BULLET		BLADE	
						MALE ULM(E)	FEMALE ULF(E)	FLAT FB(E)	HOOK HB(E)
									
0.34 - 1.57 (Size 1)	10	(T) 1R10						(T) 1FB10 (10 x 2.3)	(T) 1HB (16.8 x 4.6)
	8	(T) 1R8							
	6	(T) 1R6	(T) 1S6A‡	(T) 1P10 (10)	1UT (24.2 x 4)	(T) 1ULM4 (4)	(T) 1ULF4 (4)	(T) 1FB11 (11 x 3.0)	1 HB3 (16.8 x 3)
	5	(T) 1R5	(T) 1S5A‡						
	4	(T) 1R4	(T) 1S4A‡					(T) 1FB14 (14 x 3)	
	3,5		(T) 1S35						
	3	(T) 1R3	(T) 1S3					(T) 1FB18 (18 x 2.3)	
1.17 - 3.24 (Size 2)	10	(T) 2R10							
	8	(T) 2R8		(T) 2P10 (10)	2UT (24.6 x 4.5)	(T) 2ULM4 (4)	(T) 2ULF4 (4)	(T) 2FB9 (9 x 2.8)	2HB (16.8 x 4.6)
	6	(T) 2R6	2S6A‡	(T) 2P12 (12)		(T) 2ULM5 (5)	(T) 2ULF5 (5)	(T) 2FB13 (13 x 2.4)	
	5	(T) 2R5	2S5A‡						
	4	(T) 2R4A‡	2S4A‡					(T) 2FB18 (18 x 2.2)	2HB3 (16.8 x 3)
	3,5	(T) 2R35	2S35						
2.50 - 6.00 (Size 3)	12	(T) 3R12						(T) 3FB10 (10 x 2.8)	3HB (17.2 x 4.6)
	10	(T) 3R10							
	8	(T) 3R8							
	6	(T) 3R6	(T) 3S6A‡	(T) 3P13 (13)	3UT (26.5 x 6.3)	(T) 3ULM5 (5)	(T) 3ULF5 (5)	(T) 3FB14 (14 x 4.5)	3HB3 (17.2 x 3)
	5	(T) 3R5	(T) 3S5						
	4	(T) 3R4	(T) 3S4A‡						
	3,5	(T) 3R35							

● 0.25 - 1.65mm² - 19Amp 600V ● 1.04 - 2.63mm² - 27Amp 600V ● 2.63 - 6.64mm² - 48Amp 600V

NOTE: 1) For inner copper tube (Twingrip) use prefix (T). 2) A‡ Narrower Option. 3) Easy Entry (E)

All dimensions are in mm

DISCONNECT			FULLY INSULATED DISCONNECT		QUICK SPLICE QS	CLOSED END CONNECTORS CE
MALE DM(E)	FEMALE DF(E)	PIGGY-BACK PB(E)	MALE F-DM	FEMALE F-DF		
						
(T) 1DM (6.35)	(T) 1DF	(10 x 2.3)	(4.6)	TF1DF (6.4)	1QS	CE1
(T) 1DM4 (4.8)	(T) 1DF4 (4.8)	(T) 1PB (6.4)		TF1DF4 (4.8)		
(T) 1DM2 (2.8)	(T) 1DF2 (2.8)		F1DMY (6.4 Nylon)	TF1DF2 (2.8)		
(T) 2DM (6.35)	(T) 2DF (6.4)	(T) 2PB (6.4)		TF2DF (6.4)	2QS	CE2
(T) 2DM4 (4.8)	(T) 2 DF4 (4.8)		F2DMY (6.4 Nylon)	TF2DF4 (4.8)		
(T) 3DM (6.35)	(T) 3DF (6.4)	(T) 3PB (6.4)		TF3DF (6.4)	3QS	
	(T) 3DF9 (9.4)		F3DMY (6.4 Nylon)	F3DFY (6.4 Nylon)		

BOOTLACE FERRULES	
INSULATED	UN-INSULATED
	
E0208BL (8mm) Wire Size 0.20mm ²	EN0506 (8mm) Wire Size 0.50mm ²
	
E0308TQ (8mm) Wire Size 0.30mm ²	EN7506 (10mm) Wire Size 0.75mm ²
	
E0510WT (8mm) Wire Size 0.50mm ²	EN1010 (10mm) Wire Size 1.00mm ²
	
E0710BL (10mm) Wire Size 0.75mm ²	EN1510 (10mm) Wire Size 1.50mm ²
	
E1010RD (10mm) Wire Size 1.00mm ²	EN2502 (12mm) Wire Size 2.50mm ²
	
E1510BK (10mm) Wire Size 1.50mm ²	EN4012 (12mm) Wire Size 4.00mm ²
	
E2512GY (12mm) Wire Size 2.50mm ²	EN6012 (12mm) Wire Size 6.00mm ²
	
E4012OR (12mm) Wire Size 4.00mm ²	EN10012 (12mm) Wire Size 10.00mm ²
	
E6012GR (12mm) Wire Size 6.00mm ²	EN61018 (12mm) Wire Size 16.00mm ²
	
E10012BN (12mm) Wire Size 10.00mm ²	
	
E16018IV (12mm) Wire Size 16.00mm ²	
	
E25022BK (22mm) Wire Size 25.00mm ²	
	
E35025RD (25mm) Wire Size 35.00mm ²	
Also available in twin entry	

Pre-Insulated: Pre-Packs

- Stranded copper wire only






Pre-Insulated Terminals

Type	Name	Description	Colour	Qty	Article-No.
PRPK1	Pre-insulated Ring Terminal 6mm (1R6)	Wire range: 0.25 - 1.65mm ² Max current: 19A Max voltage: 600V Max temperature: 75°C	Red (RD) ■	10	911-00543
PRPK2	Pre-insulated Ring Terminal 5mm (1R5)	Wire range: 0.25 - 1.65mm ² Max current: 19A Max voltage: 600V Max temperature: 75°C	Red (RD) ■	10	911-00554
PRPK3	Pre-insulated Ring Terminal 4mm (1R4)	Wire range: 0.25 - 1.65mm ² Max current: 19A Max voltage: 600V Max temperature: 75°C	Red (RD) ■	10	911-00565
PRPK4	Pre-insulated Ring Terminal 6mm (2R6)	Wire range: 1.04 - 2.63mm ² Max current: 27A Max voltage: 600V Max temperature: 75°C	Blue (BL) ■	8	911-00576
PRPK5	Pre-insulated Ring Terminal 5mm (2R5)	Wire range: 1.04 - 2.63mm ² Max current: 27A Max voltage: 600V Max temperature: 75°C	Blue (BL) ■	10	911-00579
PRPK6	Pre-insulated Ring Terminal 4mm (2R4)	Wire range: 1.04 - 2.63mm ² Max current: 27A Max voltage: 600V Max temperature: 75°C	Blue (BL) ■	10	911-00580
PRPK7	Pre-insulated Ring Terminal 8mm (3R8)	Wire range: 2.63 - 6.64mm ² Max current: 48A Max voltage: 600V Max temperature: 75°C	Yellow (YL) ■	6	911-00581
PRPK8	Pre-insulated Ring Terminal 6mm (3R6)	Wire range: 2.63 - 6.64mm ² Max current: 48A Max voltage: 600V Max temperature: 75°C	Yellow (YL) ■	6	911-00582
PRPK9	Pre-insulated Ring Terminal 5mm (3R5)	Wire range: 2.63 - 6.64mm ² Max current: 48A Max voltage: 600V Max temperature: 75°C	Yellow (YL) ■	6	911-00583
PRPK10	Pre-insulated Spade Terminal 3.5mm (1S35)	Wire range: 0.25 - 1.65mm ² Max current: 19A Max voltage: 600V Max temperature: 75°C	Red (RD) ■	10	911-00544
PRPK11	Pre-insulated Spade Terminal 4mm (1S4A)	Wire range: 0.25 - 1.65mm ² Max current: 19A Max voltage: 600V Max temperature: 75°C	Red (RD) ■	10	911-00545




Type	Name	Description	Colour	Qty	Article-No.
PRPK12	Pre-insulated Spade Terminal 3.5mm (2S35)	Wire range: 1.04 - 2.63mm ² Max current: 27A Max voltage: 600V Max temperature: 75°C	Blue (BL) ■	10	911-00546
PRPK13	Pre-insulated Spade Terminal 5mm (2S5A)	Wire range: 1.04 - 2.63mm ² Max current: 27A Max voltage: 600V Max temperature: 75°C	Blue (BL) ■	10	911-00547
PRPK14	Pre-insulated Pin Terminal 10mm (1P10)	Wire range: 0.25 - 1.65mm ² Max current: 19A Max voltage: 600V Max temperature: 75°C	Red (RD) ■	10	911-00548
PRPK15	Pre-insulated Pin Terminal 12mm (2P12)	Wire range: 1.04 - 2.63mm ² Max current: 27A Max voltage: 600V Max temperature: 75°C	Blue (BL) ■	10	911-00549
PRPK16	Pre-insulated Butt Terminal (1UT)	Wire range: 0.25 - 1.65mm ² Max current: 19A Max voltage: 600V Max temperature: 75°C	Red (RD) ■	10	911-00550
PRPK17	Pre-insulated Butt Terminal (2UT)	Wire range: 1.04 - 2.63mm ² Max current: 27A Max voltage: 600V Max temperature: 75°C	Blue (BL) ■	8	911-00551
PRPK18	Pre-insulated Male Disc 6.35mm (1DM)	Wire range: 0.25 - 1.65mm ² Max current: 19A Max voltage: 300V Max temperature: 75°C	Red (RD) ■	10	911-00552
PRPK19	Pre-insulated Male Disc 6.35mm (2DM)	Wire range: 1.04 - 2.63mm ² Max current: 27A Max voltage: 300V Max temperature: 75°C	Blue (BL) ■	10	911-00553
PRPK20	Pre-insulated Female Disc 6.35mm (1DF)	Wire range: 0.25 - 1.65mm ² Max current: 19A Max voltage: 300V Max temperature: 75°C	Red (RD) ■	10	911-00555
PRPK21	Pre-insulated Female Disc 6.35mm (2DF)	Wire range: 1.04 - 2.63mm ² Max current: 27A Max voltage: 300V Max temperature: 75°C	Blue (BL) ■	10	911-00556
PRPK22	Pre-insulated Piggyback 6.35mm (1PB)	Wire range: 0.25 - 1.65mm ² Max current: 19A Max voltage: 300V Max temperature: 75°C	Red (RD) ■	10	911-00557
PRPK23	Pre-insulated Piggyback 6.35mm (2PB)	Wire range: 1.04 - 2.63mm ² Max current: 27A Max voltage: 300V Max temperature: 75°C	Blue (BL) ■	6	911-00558
PRPK24	Pre-insulated Bullet Male (1ULM4)	Wire range: 0.25 - 1.65mm ² Max current: 19A Max voltage: 600V Max temperature: 75°C	Red (RD) ■	8	911-00559
PRPK25	Pre-insulated Bullet Male (2ULM4)	Wire range: 1.04 - 2.63mm ² Max current: 27A Max voltage: 600V Max temperature: 75°C	Blue (BL) ■	8	911-00560
PRPK26	Pre-insulated Bullet Female (1ULF4)	Wire range: 0.25 - 1.65mm ² Max current: 19A Max voltage: 600V Max temperature: 75°C	Red (RD) ■	8	911-00561
PRPK27	Pre-insulated Bullet Female (2ULF4)	Wire range: 1.04 - 2.63mm ² Max current: 27A Max voltage: 600V Max temperature: 75°C	Blue (BL) ■	8	911-00562

Type	Name	Description	Colour	Qty	Article-No.
PRPK28	Pre-insulated Terminals ASSORTED	Various sizes	Red (RD) ■ Blue (BL) ■ Yellow (YL) ■	Kit	911-00563
PRPK29	Pre-insulated Terminals ASSORTED Including Tool	Various sizes	Red (RD) ■ Blue (BL) ■ Yellow (YL) ■	Kit	911-00564
PRPK30	Pre-insulated Spade Terminal 5mm (1S5A)	Wire range: 0.25 - 1.65mm ² Max current: 19A Max voltage: 600V Max temperature: 75°C	Red (RD) ■	10	911-00566
PRPK31	Pre-insulated Spade Terminal 4mm (2S4A)	Wire range: 1.04 - 2.63mm ² Max current: 27A Max voltage: 600V Max temperature: 75°C	Blue (BL) ■	10	911-00567
PRPK32	Pre-insulated Female Disc 2.5mm (1DF2)	Wire range: 0.25 - 1.65mm ² Max current: 19A Max voltage: 300V Max temperature: 75°C	Red (RD) ■	10	911-00568
PRPK33	Pre-insulated Female Disc 4.75mm (1DF4)	Wire range: 0.25 - 1.65mm ² Max current: 19A Max temperature: 75°C Max voltage: 300V	Red (RD) ■	10	911-00569
PRPK34	Pre-insulated Female Disc 4.75mm (2DF4)	Wire range: 1.04 - 2.63mm ² Max current: 27A Max voltage: 300V Max temperature: 75°C	Blue (BL) ■	10	911-00570
PRPK35	Pre-insulated Female Disc 6.35mm (3DF)	Wire range: 2.63 - 6.64mm ² Max current: 48A Max voltage: 300V Max temperature: 75°C	Yellow (YL) ■	8	911-00571
PRPK36	Pre-insulated Male Disc 6.35mm (3DM)	Wire range: 2.63 - 6.64mm ² Max current: 48A Max voltage: 300V Max temperature: 75°C	Yellow (YL) ■	8	911-00572
PRPK37	Pre-insulated Female Disc 9.4mm (3DF9)	Wire range: 2.63 - 6.64mm ² Max current: 48A Max voltage: 300V Max temperature: 75°C	Yellow (YL) ■	5	911-00573
PRPK38	Pre-insulated Female Full Ins. Disc 6.35mm (F1DFY)	Wire range: 0.25 - 1.65mm ² Max current: 27A Max voltage: 300V Max temperature: 105°C	Red (RD) ■	5	911-00574
PRPK39	Pre-insulated Female Full Ins. Disc 6.35mm (F2DFY)	Wire range: 1.04 - 2.63mm ² Max current: 27A Max voltage: 300V Max temperature: 105°C	Blue (BL) ■	5	911-00575
PRPK40	Pre-insulated Butt Terminal (3UT)	Wire range: 2.63 - 6.64mm ² Max current: 48A Max voltage: 600V Max temperature: 75°C	Yellow (YL) ■	6	911-00577
PRPK41	Pre-insulated Ring Terminal 10mm (3R10)	Wire range: 2.63 - 6.64mm ² Max current: 48A Max voltage: 600V Max temperature: 75°C	Yellow (YL) ■	5	911-00578

Pre-Insulated Pre-Packs: Assortment

Type	Image	Description	Contents	Article-No.
K150T		105 Pieces: Pre-Insulated Terminal Kit (includes crimping tool)	10x (1R4, 2R4, 2R5, 1S35, 2S35, 1UT, 2UT) 5x (3R5, 3S5, 3UT, 1DF, 2DF, 1DM, 2DM) 1x LY2001	911-00541
K175		135 Pieces: Pre-Insulated Terminal Kit (excludes crimping tool)	15x (2R35A) 10x (1UT, 2UT, 1DF, 2DF, 1DM, 2DM, 1R4, 1R5, 2R4, 2R5, 1S35) 5x (3UT, 3R5)	911-00517
K300		235 Pieces: Pre-Insulated Terminal Kit (excludes tool)	25x (1R4, 1R5, 1S35) 20x (2R4, 1DF, 2DF, 1DM, 2DM) 15x 2R35A 10x (2R5, 1UT, 2UT) 5x (3R5, 3R6, 3UT)	911-00511

Recommended Tools

Type	Image	Description	Crimping Range (mm ²)	Article-No.
HYYT1		Crimper: Pre-Insulated Terminals (DIY)	0.5 - 1 (Red) ■ 1.1 - 2.5 (Blue) ■ 4 - 6 (Yellow) ■	991-00212
HYYT7		Crimper: Pre-Insulated Terminals	0.5 - 1 (Red) ■ 1.1 - 2.5 (Blue) ■ 4 - 6 (Yellow) ■	911-00213
HS2004		Crimper: Insulated Terminals (DIY)	0.5 1.25 - 2 2.5 3 5 5.5	911-00207

Pre-Insulated Ring Terminals

Type	Diagram	Wire Range (mm ²)	Colour	Stud Size	Dimensions			Article-No.
					W	L	F	
1R3		0.5 - 1.65	Red	3.2	5.5	17.5	5	911-00586
1R4		0.5 - 1.65		4.3	8	20.5	7	911-00587
1R5		0.5 - 1.65		5.3	8	20.5	7	911-00589
1R6		0.5 - 1.65		6.4	11.6	26.8	11	911-00590
1R8		0.5 - 1.65		8.4	11.6	26.8	11	911-00591
1R10		0.5 - 1.65		10.5	13.6	30.5	13.9	911-00585
2S35		1.04 - 2.63	Blue	3.7	6.6	17.8	6.6	911-00611
2R4		1.04 - 2.63		4.3	8.5	21.8	8.5	911-00594
2R5		1.04 - 2.63		5.3	9.5	21.8	9.5	911-00596
2R6		1.04 - 2.63		6.4	12	26.8	11	911-00597
2R8		1.04 - 2.63		8.4	12	26.8	11	911-00598
2R10		1.04 - 2.63		10.5	13.6	30.5	13.9	911-00592
3R35		2.63 - 6.64	Yellow	3.7	7.2	22.7	6.1	911-00599
3R4		2.63 - 6.64		4.3	9.5	26.6	9.1	911-00600
3R5		2.63 - 6.64		5.3	9.5	26.6	9.1	911-00601
3R6		2.63 - 6.64		6.4	12	29.5	10.5	911-00602
3R8		2.63 - 6.64		8.4	15	34	13.5	911-00603
3R10		2.63 - 6.64		10.5	15	34	13.5	911-00604
3R12	2.63 - 6.64	12	19.2	38.6	16	911-00605		

All dimensions in mm. Subject to technical changes.

TwinGrip - Inner Copper Tube

Type	Diagram	Wire Range (mm ²)	Colour	Stud Size	Dimensions			Article-No.
					W	L	F	
T1R3		0.25 - 1.65	Red	3.2	5.5	17.5	5	911-00671
T1R4		0.25 - 1.65		4.3	8	20.5	7	911-00672
T1R5		0.25 - 1.65		5.3	8	20.5	7	911-00673
T1R6		0.25 - 1.65		6.4	11.6	26.8	11	911-00674
T1R8		0.25 - 1.65		8.4	11.6	26.8	11	911-00675
T1R10		0.25 - 1.65		10.5	13.6	30.5	13.9	911-00670
T2R4		1.04 - 2.63	Blue	4.3	8.5	21.8	8.5	911-00692
T2R5		1.04 - 2.63		5.3	9.5	21.8	9.5	911-00693
T2R6		1.04 - 2.63		6.4	12	26.8	11	911-00694
T2R8		1.04 - 2.63		8.4	12	26.8	11	911-00695
T2R10		1.04 - 2.63		10.5	13.6	30.5	13.9	911-00691
T3R35		2.63 - 6.64		Yellow	3.7	7.2	22.7	6.1
(T)3R4		2.63 - 6.64	4.3		9.5	26.6	9.1	911-00715
(T)3R5		2.63 - 6.64	5.3		9.5	26.6	9.1	911-00716
(T)3R6		2.63 - 6.64	6.4		12	29.5	10.5	911-00717
(T)3R8		2.63 - 6.64	8.4		15	34	13.5	911-00718
(T)3R10		2.63 - 6.64	10.5		15	34	13.5	911-00712
(T)3R12		2.63 - 6.64	12	19.2	38.6	16	911-00713	

All dimensions in mm. Subject to technical changes.

● 0.25 - 1.65mm² - 19Amp 600V ● 1.04 - 2.63mm² - 27Amp 600V ● 2.63 - 6.64mm² - 48Amp 600V

Pre-Insulated spade terminals

Type	Diagram	Wire Range (mm ²)	Colour	Stud Size	Dimensions			Article-No.
					W	L	F	
1S35		0.25 - 1.65	Red	3.7	6.4	21	6.5	911-00607
1S3		0.25 - 1.65		3.2	5.7	21	6.5	911-00606
1S4A		0.25 - 1.65		4.3	6.4	21	6.5	
1S5A		0.25 - 1.65		5.3	8.1	21	6.5	911-00609
1S6A		0.25 - 1.65		6.4	9.5	21	6.5	911-00610
2S35		1.04 - 2.63	Blue	3.7	6	21	6.5	911-00611
2S4A		1.04 - 2.63		4.3	6.4	21	6.5	911-00608
2S5A		1.04 - 2.63		5.3	7.9	21	6.5	911-00613
2S6A		1.04 - 2.63		6.4	9.3	21	6.5	911-00614
3S4A		2.63 - 6.64		Yellow	4.3	8.3	25.5	7
3S5		2.63 - 6.64	5.3		9	25.5	7	911-00616
3S6A		2.63 - 6.64	6.4		9	25.5	7	911-00617

All dimensions in mm. Subject to technical changes.

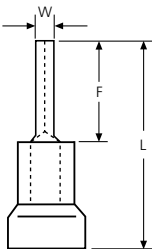
TwinGrip - Inner Copper Tube

Type	Diagram	Wire Range (mm ²)	Colour	Stud Size	Dimensions			Article-No.
					W	L	F	
T1S3		0.25 - 1.65	Red	3.2	5.7	21	6.5	911-00676
T1S4A		0.25 - 1.65		4.3	6.4	21	6.5	911-00677
T1S5A		0.25 - 1.65		5.3	8.1	21	6.5	911-00678
T1S6A		0.25 - 1.65		6.4	9.5	21	6.5	911-00679
T2S35		1.04 - 2.63		Blue	3.7	6	21	6.5
T2S4A		1.04 - 2.63	4.3		6.4	21	6.5	911-00697
T2S5A		1.04 - 2.63	5.3		7.9	21	6.5	
T2S6A		1.04 - 2.63	6.4		9.3	21	6.5	911-00698
T3S4A		2.63 - 6.64	Yellow		4.3	8.3	25.5	7
T3S5		2.63 - 6.64		5.3	9	25.5	7	911-00719
T3S6A		2.63 - 6.64		6.4	9	25.5	7	911-00720

All dimensions in mm. Subject to technical changes.

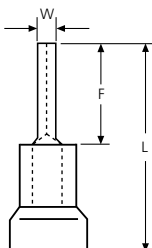
● 0.25 - 1.65mm² - 19Amp 600V ● 1.04 - 2.63mm² - 27Amp 600V ● 2.63 - 6.64mm² - 48Amp 600V

Pre-Insulated Pin Terminals

Type	Diagram	Wire Range (mm ²)	Colour	Dimensions			Article-No.
				W	L	F	
1P10		0.25 - 1.65		1.9	19.8	10	911-00618
2P10		1.04 - 2.63		1.9	19.8	10	911-00619
2P12		1.04 - 2.63		1.9	19.8	10	911-00620
3P13		2.63 - 6.64		1.9	21.8	12	911-00621

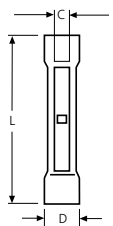
All dimensions in mm. Subject to technical changes.

TwinGrip - Inner Copper Tube

Type	Diagram	Wire Range (mm ²)	Colour	Dimensions			Article-No.
				W	L	F	
T1P10		0.25 - 1.65		1.9	19.8	10	911-00685
T2P12		1.04 - 2.63		1.9	19.8	10	911-00703
T3P13		2.63 - 6.64		1.9	21.8	12	911-00723

All dimensions in mm. Subject to technical changes.

Pre-Insulated Butt Connectors

Type	Diagram	Wire Range (mm ²)	Colour	Dimensions			Article-No.
				D	C	L	
1UT		0.25 - 1.65		4	1.7	24.6	911-00622
2UT		1.04 - 2.63		4.5	2.3	24.6	911-00623
3UT		2.63 - 6.64		6.3	3.4	26.5	911-00624

All dimensions in mm. Subject to technical changes.

● 0.25 - 1.65mm² - 19Amp 600V ● 1.04 - 2.63mm² - 27Amp 600V ● 2.63 - 6.64mm² - 48Amp 600V

Pre-Insulated Blade Terminals

Type	Diagram	Wire Range (mm ²)	Colour	Dimensions			Article-No.
				W	L	F	
1FB10		0.25 - 1.65	Red	2.3	19.8	10	911-00625
1FB11		0.25 - 1.65		3	20.8	11	911-00626
1FB14		0.25 - 1.65		3	23.8	14	911-00627
1FB18		0.25 - 1.65		2.2	27.8	18	911-00628
2FB9		1.04 - 2.63	Blue	2.8	18.8	9	911-00629
2FB13		1.04 - 2.63		2.4	22.8	13	911-00630
2FB18		1.04 - 2.63		2.2	27.8	18	911-00631
3FB10		2.63 - 6.64	Yellow	2.8	23	10	911-00632
3FB14		2.63 - 6.64		4.5	27	14	911-00633

All dimensions in mm. Subject to technical changes.

TwinGrip - Inner Copper Tube

Type	Diagram	Wire Range (mm ²)	Colour	Dimensions			Article-No.
				W	L	F	
T1FB10		0.25 - 1.65	Red	2.3	19.8	10	911-00680
T1FB11		0.25 - 1.65		3	20.8	11	911-00681
T1FB14		0.25 - 1.65		3	23.8	14	911-00682
T1FB18		0.25 - 1.65		2.2	27.8	18	911-00683
T2FB9		1.04 - 2.63	Blue	2.8	18.8	9	911-00700
T2FB13		1.04 - 2.63		2.4	22.8	13	
T2FB18		1.04 - 2.63		2.2	27.8	18	911-00699
T3FB10		2.63 - 6.64	Yellow	2.8	23	10	911-00721

All dimensions in mm. Subject to technical changes.

Pre-Insulated Hook Blade Terminals

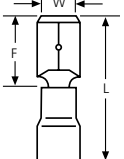
Type	Diagram	Wire Range (mm ²)	Colour	Dimensions			Article-No.
				W	L	F	
1HB3		0.25 - 1.6	Red	3	27.2	16.8	911-00635
1HB		0.25 - 1.6		4.6	27.2	16.8	911-00634
2HB3		1.04 - 2.63	Blue	3	27.2	16.8	911-00637
2HB		1.04 - 2.63		4.6	27.2	16.8	911-00636
3HB3		2.63 - 6.64	Yellow	3	30.2	17.2	911-00639
3HB		2.63 - 6.64		4.6	30.2	17.2	911-00638

All dimensions in mm. Subject to technical changes.

TwinGrip - Inner Copper Tube

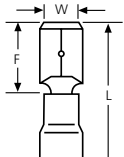
Type	Diagram	Wire Range (mm ²)	Colour	Dimensions			Article-No.
				W	L	F	
T1HB		0.25 - 1.6	Red	4.6	27.2	16.8	911-00684
T2HB		1.04 - 2.63	Blue	4.6	27.2	16.8	
T3HB		2.63 - 6.64	Yellow	4.6	30.2	17.2	911-00722

Pre-Insulated Male Disconnect

Type	Diagram	Wire Range (mm ²)	Colour	Dimensions			Article-No.
				W	L	F	
1DM4		0.25 - 1.65	Red	4.8	19	6.5	911-00640
1DM		0.25 - 1.65		6.35	21	7.7	
2DM4		1.04 - 2.63	Blue	4.8	10	6.5	911-00641
2DM		1.04 - 2.63		6.35	21	7.7	
3DM		2.63 - 6.64	Yellow	6.35	24	7.7	911-00642

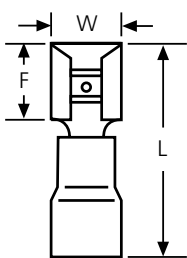
All dimensions in mm. Subject to technical changes.

Twingrip - Inner Copper Tube

Type	Diagram	Wire Range (mm ²)	Colour	Dimensions			Article-No.
				W	L	F	
T1DM4		0.25 - 1.65	Red	4.8	19	6.5	911-00643
T1DM		0.25 - 1.65		6.35	21	7.7	
T2DM4		1.04 - 2.63	Blue	4.8	10	6.5	911-00644
T2DM		1.04 - 2.63		6.35	21	7.7	
T3DM		2.63 - 6.64	Yellow	6.35	24	7.7	911-00726

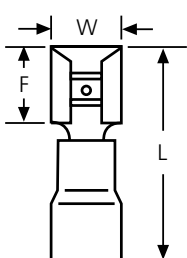
All dimensions in mm. Subject to technical changes.

Pre-Insulated Female Disconnect

Type	Diagram	Wire Range (mm ²)	Colour	Dimensions			Article-No.	
				W	L	F		
1DF2		0.25 - 1.65	Red	3.2	18.6	6.5	911-00646	
1DF4		0.25 - 1.65		5	19	6.4		911-00647
1DF		0.25 - 1.65		6.6	20.5	7.3		
2DF4		1.04 - 2.63	Blue	5	19	6.4	911-00649	
2DF		1.04 - 2.63		6.6	20.5	7.3		
2DF9		1.04 - 2.63		10	25.5	12		
3DF		2.63 - 6.64	Yellow	6.6	23.5	7.3	911-00650	
3DF9		2.63 - 6.64		10	28.5	12		911-00651

All dimensions in mm. Subject to technical changes.

Twingrip - Inner Copper Tube

Type	Diagram	Wire Range (mm ²)	Colour	Dimensions			Article-No.	
				W	L	F		
T1DF2		0.25 - 1.65	Red	3.2	18.6	6.5	911-00687	
T1DF4		0.25 - 1.65		5	19	6.4		911-00688
T1DF		0.25 - 1.65		6.6	20.5	7.3		
T2DF4		1.04 - 2.63	Blue	5	19	6.4	911-00705	
T2DF		1.04 - 2.63		6.6	20.5	7.3		
T2DF9		1.04 - 2.63		10	25.5	12		
T3DF		2.63 - 6.64	Yellow	6.6	23.5	7.3	911-00724	
T3DF9		2.63 - 6.64		10	28.5	12		911-00725

All dimensions in mm. Subject to technical changes.

● 0.25 - 1.65mm² - 19Amp 600V ● 1.04 - 2.63mm² - 27Amp 600V ● 2.63 - 6.64mm² - 48Amp 600V

Fully Pre-Insulated Female Disconnect

Twingrip - Inner Copper Tube

Type	Diagram	Wire Range (mm ²)	Colour	Dimensions			Article-No.
				W	L	F	
T1DF2		0.25 - 1.65	Red	3.8	19	6.4	911-00687
T1DF4		0.25 - 1.65		5	19.3	6.4	911-00688
T1DF		0.25 - 1.65		6.6	22	7.3	911-00686
T2DF4		1.04 - 2.63	Blue	5	19.3	6.4	911-00705
T2DF		1.04 - 2.63		6.6	22	7.3	911-00704
T2DF9		1.04 - 2.63	10.0	25.5	12.0	911-02004	
T3DF		2.63 - 6.64	Yellow	6.6	24	7.3	911-00724
T3DF9		2.63 - 6.64		10	28.5	12	911-00725

All dimensions in mm. Subject to technical changes.

Twingrip - Inner Copper Tube

Type	Diagram	Wire Range (mm ²)	Colour	Dimensions			Article-No.
				W	L	F	
TF1DF2		0.25 - 1.65	Red	3.8	19	6.4	
TF1DF4		0.25 - 1.65		5	19.3	6.4	
TF1DF		0.25 - 1.65		6.6	22	7.3	
TF2DF4		1.04 - 2.63	Blue	5	19.3	6.4	
TF2DF		1.04 - 2.63		6.6	22	7.3	911-35179
TF3DF		2.63 - 6.64	Yellow	6.6	24	7.3	911-01836
TF3DF9		2.63 - 6.64		10	28.5	12	

All dimensions in mm. Subject to technical changes.

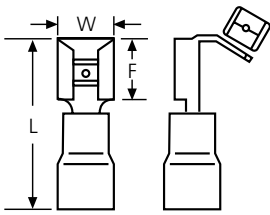
Fully Pre-Insulated Male Disconnect

Type	Diagram	Wire Range (mm ²)	Colour	Dimensions			Article-No.
				W	L	F	
F1DMY		0.34-1.57	Red	6.4	25	6.5	911-01045
F2DMY		1.17-3.24	Blue	6.4	25	6.5	911-01046
F3DMY		2.5-6.0	Yellow	6.4	28	7	911-01047

All dimensions in mm. Subject to technical changes.

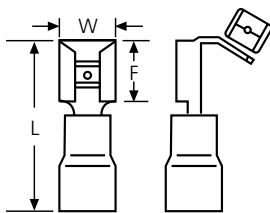
● 0.25 - 1.65mm² - 19Amp 600V ● 1.04 - 2.63mm² - 27Amp 600V ● 2.63 - 6.64mm² - 48Amp 600V

Pre-Insulated Piggy Pack Disconnect

Type	Diagram	Wire Range (mm ²)	Colour	Dimensions			Article-No.
				W	L	F	
1PB		0.25 - 1.65		6.6	22	8	911-00659
2PB		1.04 - 2.63		6.6	22	8	911-00727

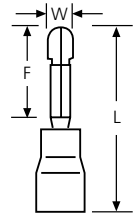
All dimensions in mm. Subject to technical changes.

Twingrip - Inner Copper Tube

Type	Diagram	Wire Range (mm ²)	Colour	Dimensions			Article-No.
				W	L	F	
T1PB		0.25 - 1.65		6.6	22	8	911-00660
T2PB		1.04 - 2.63		6.6	22	8	911-00708

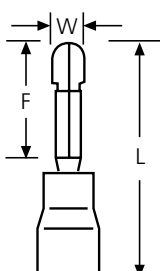
All dimensions in mm. Subject to technical changes.

Pre-Insulated Bullet Disconnect

Type	Diagram	Wire Range (mm ²)	Colour	Dimensions			Article-No.
				W	L	F	
1ULM4		0.25 - 1.65		4	21.5	8.5	911-00661
2ULM4		1.04 - 2.63		4	21.5	8.5	911-00662
3ULM4		2.63 - 6.64		4	24	8.5	
3ULM5		2.63 - 6.64		5	24	8.5	

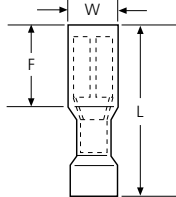
All dimensions in mm. Subject to technical changes.

Twingrip - Inner Copper Tube

Type	Diagram	Wire Range (mm ²)	Colour	Dimensions			Article-No.
				W	L	F	
T1ULM4		0.25 - 1.65		4	21.5	8.5	911-00690
T2ULM4		1.04 - 2.63		4	21.5	8.5	911-00710
T3ULM4		2.63 - 6.64		4	24	8.5	911-00663
T3ULM5		2.63 - 6.64		5	24	8.5	911-00663

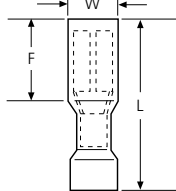
All dimensions in mm. Subject to technical changes.

Pre-Insulated Female Bullet Disconnect

Type	Diagram	Wire Range (mm ²)	Colour	Dimensions			Article-No.
				W	L	F	
1ULF4		0.25 - 1.65	Red	3.9	21.5	7.3	911-00664
2ULF4		1.04 - 2.63	Blue	3.9	25.5	7.3	911-00665
2ULF5		1.04 - 2.63		5.9	25.5	7	
3ULF5		2.63 - 6.64	Yellow	4.9	24.5	7	




All dimensions in mm. Subject to technical changes.

Twingrip - Inner Copper Tube

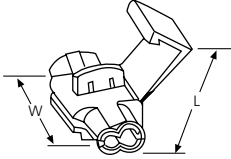
Type	Diagram	Wire Range (mm ²)	Colour	Dimensions			Article-No.
				W	L	F	
T1ULF4		0.25 - 1.65	Red	3.9	21.5	7.3	911-00666
T2ULF4		1.04 - 2.63	Blue	3.9	25.5	7.3	911-00667
T2ULF5				5.9	25.5	7	911-00668
T3ULF5		2.63 - 6.64	Yellow	4.9	24.5	7	911-00669

All dimensions in mm. Subject to technical changes.

Recommended Tools

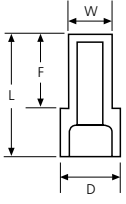
Type	Image	Description	Crimping Range (mm ²)	Article-No.
HYYT1		Crimper: Pre-Insulated Terminal (DIY)	0.5 - 1 (Red) ■ 1.1 - 2.5 (Blue) ■ 4 - 6 (Yellow) ■	991-00212
HYYT7		Crimper: Pre-Insulated Terminal	0.5 - 1 (Red) ■ 1.1 - 2.5 (Blue) ■ 4 - 6 (Yellow) ■	911-00213
HS2004		Crimper: Insulated Terminal (DIY)	0.5 1.25 - 2 2.5 3 5 5.5	911-00207

Quick Splice Connectors

Type	Diagram	Wire Range (mm ²)	Colour	Dimensions		Article-No.
				W	L	
1QS		0.25	Red	20	27	911-00728
2QS		2	Blue	20	27	911-00729
3QS		5.5	Yellow	20.5	34.5	911-00730

All dimensions in mm. Subject to technical changes.

Closed-End Connectors

Type	Diagram	Wire Range (mm ²)	Dimensions				Article-No.
			W	L	F	D	
CE1		1.25	5.3	21	8	9.8	911-00734
CE2		2	6	21	9	10	911-00735

All dimensions in mm. Subject to technical changes.

Bootlace Ferrules

Insulated

Type	Diagram	Wire Range Insulation (mm ²)	Dimensions						Colour	Article-No.
			L	F	W	B	C	D		
E0208BL		0.25	8	12.4	1.9	4.4	0.8	1.1	Blue (BL) ■	911-00736
E0308TQ		0.34	8	12.4	1.9	4.4	0.8	1.1	Turquoise (TQ) ■	911-00737
E0510WT		0.5	10	16.0	2.6	6.0	1	1.3	White (WT) 	911-00738
E0710BL		0.75	10	16.3	3	6.3	1.2	1.5	Blue (BL) ■	911-00739
E1010RD		1	10	16.3	3	6.3	1.4	1.7	Red (RD) ■	911-01012
E1510BK		1.5	10	16.4	3.5	6.3	2	1.7	Black (BK) ■	911-01013
E2512GY		2.5	12	19.4	4	7.4	2.3	2.6	Grey (GY) ■	911-01015
E4012OR		4	12	19.4	4.5	7.4	2.8	3.2	Orange (OR) ■	911-00740
E6012GR		6	12	20.5	6	8.5	3.5	3.9	Green (GR) ■	911-00741
E10012BN		10	12	20.8	7.5	8.8	4.5	4.9	Brown (BN) ■	911-00742
E16018IV		16	18	28	8.7	10	5.8	6.2	Ivory (IV) ■	911-00743

All dimensions in mm. Subject to technical changes.

Twin Entry Insulated

Type	Diagram	Wire Range Insulation (mm ²)	Dimensions						Colour	Article-No.
			L	F	W	B	C	D		
TE0508WT		0.5	14.5	8	5	3.6	1.5	1.8	White (WT) 	911-00744
TE0710GY		0.75	14.7	8	5.5	3.5	1.8	2.1	Grey (GY) ■	911-00745
TE1010RD		1	17.1	10	5.5	4	2	2.3	Red (RD) ■	911-00747
TE1512BK		1.5	19.5	12	6.4	4.2	2.3	2.6	Black (BK) ■	911-00748
TE2513BL		2.5	21.5	13	8	5	2.9	3.3	Blue (BL) ■	911-00749
TE4012GY		4	23.1	12	8.8	5.7	3.8	4.2	Grey (GY) ■	911-00750
TE6014YL		6	26.1	14	9.5	6.8	4.9	5.3	Yellow (YL) ■	911-00751
TE10014RD		10	26.6	14	12.1	8	6.5	6.9	Red (RD) ■	911-00746
TE16014IV		16	31.3	14	19	10.5	8.3	8.7	Ivory (IV) ■	

All dimensions in mm. Subject to technical changes.

Uninsulated

Type	Diagram	Wire Range (mm ²)	Dimensions				Article-No.
			L	F	W	C	
EN0506		0.5	6	1.3	1.7	1	911-00752
EN0710		0.75	10	1.5	1.9	1.2	911-00758
EN1010		1	10	1.7	2.2	1.4	911-00760
EN1510		1.5	10	2	2.5	1.7	911-00761
EN2512		2.5	12	2.6	3.3	2.3	911-00764
EN4012		4	12	3.2	3.9	2.8	911-00765
EN6012		6	12	3.9	4.7	3.5	911-00766
EN10012		10	12	4.9	5.8	4.5	911-00759
EN16018		16	18	6.2	7.2	5.8	911-00762

Brass - Open Barrel Terminals

Uninsulated Disconnect - Female



Type	Diagram	Wire size (mm ²)	Dimensions		
			L	C	W
UDF		0.5 - 2	19	7.5	6.6
UDF2			16	6.4	3.2
UDF4			15.5	6.5	5
UDFC			19	7.4	6.8

All dimensions in mm. Subject to technical changes. "C" - with clip

Uninsulated Disconnect - Male



Type	Diagram	Wire size (mm ²)	Dimensions		
			L	C	W
UDM		0.5 - 2	20	7.5	6.3

All dimensions in mm. Subject to technical changes.

Uninsulated Ring Lug



Type	Diagram	Wire size (mm ²)	Dimensions		
			L	C	W
UR10		0.5 - 2	34	24	18.5
UR8			26	17.5	13.8
UR6			20.8	12.6	10
UR5			20.8	12.6	10
UR4			19.4	11.2	8.5
UR3			15.6	9.4	7

All dimensions in mm. Subject to technical changes.

Uninsulated Bullet - Female / Male



Type	Diagram	Wire size (mm ²)	Dimensions		
			L	C	W
UULF4		0.5 - 2	17	6.7	3.95
UULM4			17.8	8.4	4

All dimensions in mm. Subject to technical changes.

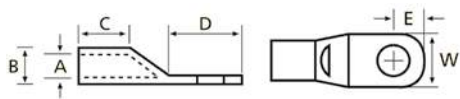
Uninsulated Spade



Type	Diagram	Wire size (mm ²)	Dimensions		
			L	C	W
US4		0.5 - 2	22	6.8	6.6

All dimensions in mm. Subject to technical changes.

HT Heavy Duty Lugs

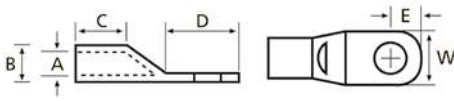


Cable Size (mm ²)	Stud	Type	Barrel				Spade			Article-No.
			A (IØ)	B (OØ)	T (Thickness)	C (Length)	D (Length)	E (Hole to End)	W (Width)	
1.5	3	HT13	1.9	3.8	0.95	7	9	5	7	911-00789 911-00790 911-00791
	4	HT14	1.9	3.8	0.95	7	12	5	7	
	5	HT15	1.9	3.8	0.95	7	12	5	8	
	6	HT16	1.9	3.8	0.95	7	13	6	9	
2.5	3	HT23	2.4	4.2	0.90	8	9	5	7	911-00792
	4	HT24	2.4	4.2	0.90	8	12	5	7	911-00793
	5	HT25	2.4	4.2	0.90	8	12	5	9	911-00794
	6	HT26	2.4	4.2	0.90	8	13	6	10	911-00795
	8	HT28	2.4	4.2	0.90	8	15	8	12	911-00796
4	3	HT43	2.8	4.7	0.95	8	9	5	7	911-00797 911-00798 911-00799 911-00800 911-00801
	4	HT44	2.8	4.7	0.95	8	12	5	7	
	5	HT45	2.8	4.7	0.95	8	12	6	9	
	6	HT46	2.8	4.7	0.95	8	13	5	10	
	8	HT48	2.8	4.7	0.95	8	17	7	13	
	10	HT410	2.8	4.7	0.95	11	19	8	14	
6	4	HT64	3.4	5.3	0.95	9	12	5	8	911-00802
	5	HT65	3.4	5.3	0.95	9	12	5	9	911-00803
	6	HT66	3.4	5.3	0.95	9	13	6	10	911-00804
	8	HT68	3.4	5.3	0.95	9	17	7	13	911-00805
	10	HT610	3.4	5.3	0.95	11	20	8	15	911-00806
10	5	HT105	4.4	6.3	0.95	11	12	5	9	911-00807
	6	HT106	4.4	6.3	0.95	11	13	6	10	911-00808
	8	HT108	4.4	6.3	0.95	11	17	8	13	911-00809
	10	HT1010	4.4	6.3	0.95	11	19	8	15	911-00810
	12	HT1012	4.4	6.3	0.95	12	20	10	19	911-00811
16	5	HT165	5.5	7.6	1.05	12	13	6	11	911-00812
	6	HT166	5.5	7.6	1.05	12	13	6	11	911-00813
	8	HT168	5.5	7.6	1.05	12	18	8	13	911-00814
	10	HT1610	5.5	7.6	1.05	12	20	8	15	911-00815
	12	HT1612	5.5	7.6	1.05	12	25	11	18	911-00816
	16	HT1616	5.5	7.6	1.05	12	27	13	24	911-00817
25	6	HT256	6.9	9	1.05	15	16	6	14	911-00818
	8	HT258	6.9	9	1.05	15	17	8	14	911-00819
	10	HT2510	6.9	9	1.05	15	18	8	16	911-00820
	12	HT2512	6.9	9	1.05	15	21	11	18	911-00821
35	6	HT356	8.2	10.7	1.25	15	18	8	16	911-00822
	8	HT358	8.2	10.7	1.25	15	18	9	16	911-00822
	10	HT3510	8.2	10.7	1.25	15	19	9	16	911-00823
	12	HT3512	8.2	10.7	1.25	15	22	10	18	911-00824
	16	HT3516	8.2	10.7	1.25	16	30	13	24	911-00825
	6	HT506	10	12.8	1.4	16	18	8	18	911-00826
50	8	HT508	10	12.8	1.4	16	18	9	18	911-00827
	10	HT5010	10	12.8	1.4	17	24	10	20	911-00828
	12	HT5012	10	12.8	1.4	18	24	10	20	911-00829
	14	HT5014	10	12.8	1.4	18	30	13	26	911-00830
	16	HT5016	10	12.8	1.4	18	30	13	26	911-00830

Voltage range: up to 1000V.

All dimensions in mm. Subject to technical changes.

HT Heavy Duty Lugs



Cable Size (mm ²)	Stud	Type	Barrel				Spade			Article-No.
			A (IØ)	B (OØ)	T (Thickness)	C (Length)	D (Length)	E (Hole to End)	W (Width)	
70	8	HT708	11.7	15	1.65	21	20	10	21	911-00831
	10	HT7010	11.7	15	1.65	21	26	11	22	911-00832
	12	HT7012	11.7	15	1.65	21	28	12	22	911-00833
	16	HT7016	11.7	15	1.65	22	32	14	28	911-00834
	20	HT7020	11.7	15	1.65	22	34	15	30	911-00835
95	8	HT958	13.5	17.4	1.95	23	24	10	25	911-00836
	10	HT9510	13.5	17.4	1.95	23	26	13	26	911-00837
	12	HT9512	13.5	17.4	1.95	23	28	13	26	911-00838
	16	HT9516	13.5	17.4	1.95	23	32	14	28	911-00839
	20	HT9520	13.5	17.4	1.95	23	36	16	30	911-00840
120	10	HT12010	15.5	19.8	2.15	26	26	12	27	911-00841
	12	HT12012	15.5	19.8	2.15	26	28	12	28	911-00842
	16	HT12016	15.5	19.8	2.15	26	32	14	30	911-00843
	20	HT12020	15.5	19.8	2.15	26	36	16	32	911-00844
150	10	HT15010	17	22	2.5	27	31	12	31	911-00845
	12	HT15012	17	22	2.5	27	33	16	32	911-00846
	16	HT15016	17	22	2.5	27	35	16	32	911-00847
	20	HT15020	17	22	2.5	27	36	16	32	911-00848
185	10	HT18510	19	24.4	2.7	29	29	13	34	911-00849
	12	HT18512	19	24.4	2.7	29	31	16	34	911-00850
	16	HT18516	19	24.4	2.7	29	34	16	36	911-00851
	20	HT18520	19	24.4	2.7	29	40	19	36	911-00852
240	10	HT24010	21.5	27.7	3.1	33	38	16	40	911-00853
	12	HT24012	21.5	27.7	3.1	33	38	16	911-00854	
	16	HT24016	21.5	27.7	3.1	33	38	16	911-00855	

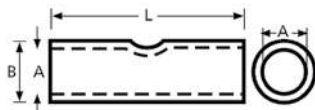
Voltage range: up to 1000V.

All dimensions in mm. Subject to technical changes.

Recommended Tools

Type	Image	Description	Crimping Range (mm ²)	Article-No.
HD06120AU		Hex Crimper (Super Range)	6,10, 16, 25, 35, 50, 70, 95, 120	991-02250
HYCP185KT		Hand Hydraulic Crimper	10, 16, 25, 35, 50, 70, 95, 120, 150, 185	911-00253

HT Heavy Duty Ferrules



Type	Cable Size (mm ²)	A (IØ)	B (OØ)	L (Length)	Article-No.
HT1F	1.5	1.9	3.8	12	911-00856
HT2F	2.5	2.4	3.9	15	911-00857
HT4F	4	2.8	4.7	15	911-00858
HT6F	6	3.4	5.3	15	911-00859
HT10F	10	4.4	6.3	22	911-00860
HT16F	16	5.5	7.6	22	911-00861
HT25F	25	6.9	9	24	911-00862
HT35F	35	8.2	10.7	27	911-00863
HT50F	50	10	12.8	30	911-00864
HT70F	70	11.7	15	34	911-00865
HT95F	95	13.5	17.4	38	911-00866
HT120F	120	15.5	19.8	42	911-00867
HT150F	150	17	22	48	911-00868
HT185F	185	19	24.4	53	911-00869
HT240F	240	21.5	27.7	60	911-00870

Voltage range: up to 1000V.

All dimensions in mm. Subject to technical changes.

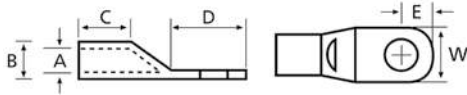
Recommended Tools

Type	Image	Description	Crimping Range (mm ²)	Article-No.
HD25150AU		Hex Crimper	25, 35, 50, 70, 95, 120, 150	991-00252
HYCP240KT		Hand Hydraulic Crimper	10, 16, 25, 35, 50, 70, 95, 120, 150, 185	911-00255

HTB Standard Lugs

Approvals:

- Mark scheme permit available on request



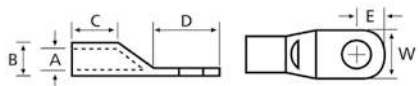
Cable Size (mm ²)	Stud	Type	Barrel				Spade				Article-No.
			A (IØ)	B (OØ)	T (Thickness)	C (Length)	D (Length)	E (Hole to End)	W (Width)		
1.5	3	HTB13	1.8	3.7	0.95	5	9	4	8	911-00871	
	4	HTB14	1.8	3.7	0.95	5	9	4	8	911-00872	
	5	HTB15	1.8	3.7	0.95	5	9	4	8	911-00873	
	6	HTB16	1.8	3.7	0.95	7	9	4	8	911-00874	
2.5	3	HTB23	2.4	4	0.8	7	11	5	8	911-00875	
	4	HTB24	2.4	4	0.8	7	11	5	8	911-00876	
	5	HTB25	2.4	4	0.8	7	11	5	10	911-00877	
	6	HTB26	2.4	4	0.8	8	11	5	10	911-00878	
	8	HTB28	2.4	4.3	0.95	7	15	8	12	911-00879	
4	3	HTB43	3.1	4.8	0.85	7	11	5	10	911-00880	
	4	HTB44	3.1	4.8	0.85	7	11	5	10	911-00881	
	5	HTB45	3.1	4.8	0.85	8	11	5	10	911-00882	
	6	HTB46	3.1	4.8	0.85	11	11	5	10	911-00883	
	8	HTB48	3.1	4.9	0.9	9	17	7	13	911-00884	
	10	HTB410	3.1	4.9	0.9	9	19	8	14	911-00885	
6	4	HTB64	3.4	5.1	0.85	9	11	5	10	911-00886	
	5	HTB65	3.4	5.1	0.85	9	11	5	10	911-00887	
	6	HTB66	3.4	5.1	0.85	11	15	6	12	911-00888	
	8	HTB68	3.4	5.1	0.85	9	15	6	12	911-00889	
	10	HTB610	3.4	5.6	1.1	11	20	8	15	911-00890	
10	5	HTB105	4.5	6.2	0.85	11	13	6	12	911-00891	
	6	HTB106	4.5	6.2	0.85	11	13	6	12	911-00892	
	8	HTB108	4.5	6.2	0.85	12	15	6	12	911-00893	
	10	HTB1010	4.5	6.6	1.05	12	19	8	15	911-00894	
	12	HTB1012	4.5	6.6	1.05	12	20	10	19	911-00895	
16	5	HTB165	5.5	7.2	0.85	12	14	7	12	911-01890	
	6	HTB166	5.5	7.2	0.85	12	14	7	12	911-00897	
	8	HTB168	5.5	7.2	0.85	12	14	7	12	911-00898	
	10	HTB1610	5.5	7.6	1.05	12	20	8	15	911-00899	
	12	HTB1612	5.5	7.6	1.05	12	25	11	18	911-00900	
	16	HTB1616	5.5	7.6	1.05	12	27	13	24	911-00901	
25	6	HTB256	6.9	8.9	1	12	14	7	13	911-00902	
	8	HTB258	6.9	8.9	1	15	14	7	16	911-00903	
	10	HTB2510	6.9	8.9	1	15	21	10	18	911-00904	
	12	HTB2512	6.9	9.4	1.25	12	21	11	18	911-00905	
	16	HTB2516	6.9	9.4	1.25	12	27	13	24	911-00906	
35	6	HTB356	8.2	10.6	1.2	12	18	9	15	911-00907	
	8	HTB358	8.2	10.6	1.2	12	18	9	15	911-00908	
	10	HTB3510	8.2	10.6	1.2	16	21	10	18	911-00909	
	12	HTB3512	8.2	10.6	1.2	16	21	10	18	911-00910	
	16	HTB3516	8.2	11.2	1.5	16	30	13	24	911-00911	
50	6	HTB506	10	12.9	1.45	16	21	10	18	911-00912	
	8	HTB508	10	12.9	1.45	16	21	10	18	911-00913	
	10	HTB5010	10	12.9	1.45	16	21	10	20	911-00914	
	12	HTB5012	10	12.9	1.45	16	21	10	20	911-00915	
	16	HTB5016	10	12.9	1.45	16	21	13	26	911-00916	
	20	HTB5020	10	12.9	1.45	16	21	13	26	911-00917	

Voltage range: up to 1000V.

HTB Standard Lugs

Approvals:

- Mark scheme permit available on request



Cable Size (mm ²)	Stud	Type	Barrel				Spade			Article-No.
			A (IØ)	B (OØ)	T (Thickness)	C (Length)	D (Length)	E (Hole to End)	W (Width)	
70	6	HTB706	11.7	15.2	1.75	18	25	12	21	911-00918
	8	HTB708	11.7	15.2	1.75	18	25	12	21	911-00919
	10	HTB7010	11.7	15.2	1.75	18	25	12	21	911-00920
	12	HTB7012	11.7	15.2	1.75	18	32	14	28	911-00921
	16	HTB7016	11.7	15.2	1.75	18	34	15	30	911-00922
	20	HTB7020	11.7	15.2	1.75	18	34	15	30	911-00923
95	8	HTB958	13.5	17.4	1.95	20	26	13	25	911-00925
	10	HTB9510	13.5	17.4	1.95	20	26	13	25	911-00926
	12	HTB9512	13.5	17.4	1.95	20	26	13	25	911-00927
	16	HTB9516	13.5	17.4	1.95	23	32	14	28	911-00928
	20	HTB9520	13.5	17.4	1.95	23	36	16	30	911-00929
120	8	HTB1208	15.5	19.8	2.15	22	28	14	28	911-00930
	10	HTB12010	15.5	19.8	2.15	22	28	14	28	911-00931
	12	HTB12012	15.5	19.8	2.15	22	28	14	28	911-00932
	16	HTB12016	15.5	19.8	2.15	22	32	16	28	911-00933
	20	HTB12020	15.5	19.8	2.15	22	36	16	32	911-00934
150	8	HTB1508	17	21.7	2.35	26	32	16	30	911-00935
	10	HTB15010	17	21.7	2.35	26	32	16	30	911-00936
	12	HTB15012	17	21.7	2.35	26	32	16	30	911-00937
	16	HTB15016	17	21.7	2.35	26	32	16	30	911-00938
	20	HTB15020	17	21.7	2.35	26	36	16	32	911-00939
185	10	HTB18510	18.5	23.5	2.5	32	34	17	34	911-00940
	12	HTB18512	18.5	23.5	2.5	32	34	17	34	911-00941
	16	HTB18516	18.5	23.5	2.5	32	34	17	34	911-00942
	20	HTB18520	18.5	23.5	2.5	29	40	19	36	911-00943
240	10	HTB24010	21.5	27	2.75	38	40	20	38	911-00944
	12	HTB24012	21.5	27	2.75	38	40	20	38	911-00945
	16	HTB24016	21.5	27	2.75	38	40	20	38	911-00946
	20	HTB24020	21.5	27	2.75	33	42	20	40	911-00947
300	10	HTB30010	24.5	31	3.25	42	44	22	43	911-00948
	12	HTB30012	24.5	31	3.25	42	44	22	43	911-00949
	16	HTB30016	24.5	31	3.25	42	44	22	43	911-00950
	20	HTB30020	24.5	31	3.25	35	45	18	45	911-00951
400	Blank	HTB400	28.5	36.5	4	44	52	Blank	50	911-00952
500	Blank	HTB500	31.5	40.5	4.5	48	56	Blank	56	911-00953
630	Blank	HTB630	35	45	5	56	66	Blank	65	911-00954

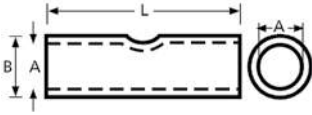
Voltage range: up to 1000V.

All dimensions in mm. Subject to technical changes.

HTB Standard Ferrules

Approvals:

- Mark scheme permit available on request



Type	Cable Size (mm ²)	A (IØ)	B (OØ)	L (Length)	Article-No.
HTB1F	1.5	1.8	3.7	12	911-00955
HTB2F	2.5	2.4	4	15	911-00956
HTB4F	4	3.1	4.8	15	911-00957
HTB6F	6	3.4	5.1	15	911-00958
HTB10F	10	4.5	6.2	22	911-00959
HTB16F	16	5.5	7.2	22	911-00960
HTB25F	25	6.9	8.9	24	911-00961
HTB35F	35	8.2	10.6	27	911-00962
HTB50F	50	10	12.9	30	911-00963
HTB70F	70	11.7	15.2	34	911-00964
HTB95F	95	13.5	17.4	38	911-00965
HTB120F	120	15.5	19.8	42	911-00966
HTB150F	150	17	21.7	48	911-00967
HTB185F	185	18.5	23.5	53	911-00968
HTB240F	240	21.5	27	60	911-00969
HTB300F	300	24.5	31	67	911-00970
HTB400F	400	28.5	36.5	80	911-00971
HTB500F	500	31.5	40.5	90	911-02008
HTB630F	630	35	49	110	911-01891

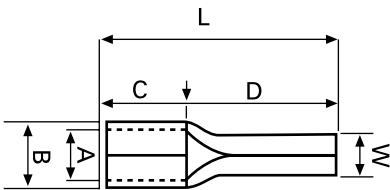
Voltage range: up to 1000V.

All dimensions in mm. Subject to technical changes.

Recommended Tools

Type	Image	Description	Crimping Range (mm ²)	Article-No.
HYCP400KT		Hand Hydraulic Crimper	10, 16, 25, 35, 50, 70, 95, 120, 150, 185, 240, 300, 400	991-00259
HD06120AU		Hex Crimper	6, 10, 16, 25, 35, 50, 70, 95, 120	911-00250

HT Pin Terminals



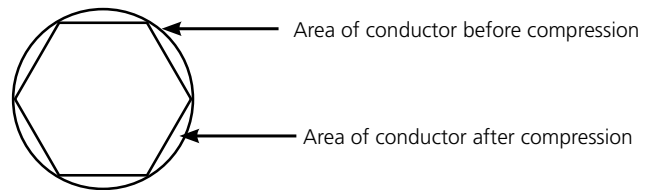
Type	Size	A	B	C	D	L	W
HTPTNB513	6	3.4	5.6	6	14	20	2.8
HTPTNB1012	10	4.5	6.9	8	14	22	4.3
HTPTNB1613	16	5.8	8.4	10	16	26	5.5
HTPTNB2515	25	7	9.5	13.5	20	33.5	6.8
HTPTNB3520	35	8.4	11.8	16	24.5	40.5	8
HTPTNB5020	50	9.6	13.6	19	26	45	9.5
HTPTNB7025	70	11.4	15.8	24	31	55	11
HTPTNB9525	95	13.5	18.9	24	31	55	12.5

Voltage range: up to 1000V.

All dimensions in mm. Subject to technical changes.


Crimping Tips

A compression terminal with little material can be crimped with a crimp die designed for this geometry. The same terminal crimped with another die from a different system, where the die is designed for a terminal with a larger barrel, would result in lower crimp reduction which would cause overheating due to poor electrical contact.



Assembly Instructions For Cable Lugs And Ferrules

- Strip conductor according to insertion depth (+10% because of length changing of crimp sleeve)
- Conductor ends must be cleaned before termination
- Insert conductor fully into cable lug or ferrule
- Observe the crimping direction (see pic right), crimp the cable lug or ferrule using the appropriate crimping tool



Recommended Tools

Type	Image	Description	Crimping Range (mm ²)	Article-No.
HYCP400HE		Hydraulic Crimp Head	16 - 400	991-00257
HD0650AU		Hex Crimper	6, 10, 16, 25, 35, 50	911-00251